



LED Canopy Performer


Features

- Up to 115lm/W, I-10V dimmable
- Multiple beam angle options: 60°, 100°, Asymmetric
- Flexible installation options including recessed, pole and surface mounting
- Up to 60,000 hours lifespan, IP65, IK08

Benefits

- Excellent lighting effects, low glare, optimized vertical illuminance
- Energy efficient and green, up to 60% energy saving comparing to MH luminaire
- Waterproof and dustproof, adaptable in outdoor use
- Flexible installation, accommodate various applications

Application




Specification

Item Code	Item Description	Power (W)	Power Factor	Lumen (lm)	Efficacy (lm/W)	Beam Type	Installation Mode	Lifetime (L70B50)	MOQ (pcs)
140063994	LED Canopy-P 120W-3000-MB-R	120	0.95	12000	100	Middle beam	Recessed	60000	100
140063995	LED Canopy-P 120W-4000-MB-R	120	0.95	12600	105	Middle beam	Recessed	60000	100
140063996	LED Canopy-P 120W-5700-MB-R	120	0.95	13800	115	Middle beam	Recessed	60000	100
140063997	LED Canopy-P 120W-3000-WB-R	120	0.95	12000	100	Wide beam	Recessed	60000	100
140063998	LED Canopy-P 120W-4000-WB-R	120	0.95	12600	105	Wide beam	Recessed	60000	100
140063999	LED Canopy-P 120W-5700-WB-R	120	0.95	13800	115	Wide beam	Recessed	60000	100
140064000	LED Canopy-P 120W-3000-AS-R	120	0.95	12000	100	Asymmetric beam	Recessed	60000	100
140064001	LED Canopy-P 120W-4000-AS-R	120	0.95	12600	105	Asymmetric beam	Recessed	60000	100
140064002	LED Canopy-P 120W-5700-AS-R	120	0.95	13800	115	Asymmetric beam	Recessed	60000	100
140064003	LED Canopy-P 120W-3000-MB-C	120	0.95	12000	100	Middle beam	Surface mounted	50000	100
140064004	LED Canopy-P 120W-4000-MB-C	120	0.95	12600	105	Middle beam	Surface mounted	50000	100
140064005	LED Canopy-P 120W-5700-MB-C	120	0.95	13800	115	Middle beam	Surface mounted	50000	100
140064006	LED Canopy-P 120W-3000-WB-C	120	0.95	12000	100	Wide beam	Surface mounted	50000	100
140064007	LED Canopy-P 120W-4000-WB-C	120	0.95	12600	105	Wide beam	Surface mounted	50000	100
140064008	LED Canopy-P 120W-5700-WB-C	120	0.95	13800	115	Wide beam	Surface mounted	50000	100
140064009	LED Canopy-P 120W-3000-AS-C	120	0.95	12000	100	Asymmetric beam	Surface mounted	50000	100
140064010	LED Canopy-P 120W-4000-AS-C	120	0.95	12600	105	Asymmetric beam	Surface mounted	50000	100
140064011	LED Canopy-P 120W-5700-AS-C	120	0.95	13800	115	Asymmetric beam	Surface mounted	50000	100
140064012	LED S Light-P 120W-3000-AS-P	120	0.95	12000	100	Asymmetric beam	Pole	60000	100
140064013	LED S Light-P 120W-4000-AS-P	120	0.95	12600	105	Asymmetric beam	Pole	60000	100
140064014	LED S Light-P 120W-5700-AS-P	120	0.95	13800	115	Asymmetric beam	Pole	60000	100

Technical Specifications	
CRI	>=80
On/Off Cycles	50000
Colour Consistency (SDCM)	<6
Dimmable	Yes(I-10V)
Beam Angle(°)	60/100/Asymmetric
Housing Colour	White
IP	IP65
IK	IK08
Driver integrated (Yes/No)	Yes
Glow wire test	650°C
Driver failure rate	1% at 5000h
Weight (kg/pc)	7,17/7,71/6,50

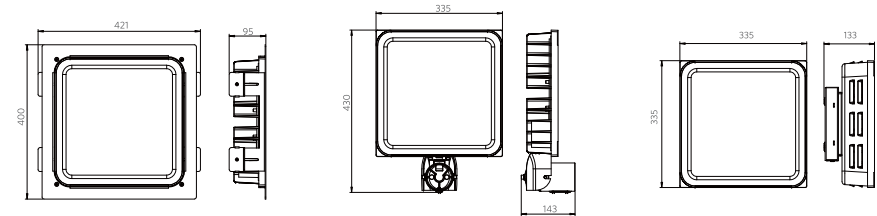
Electrical Supply	
Frequency (Hz)	50/60
Voltage (V)	220-240
AC/DC	AC
Mechanical Properties	
Housing Material	Die-casting Aluminum
Optical Material	PC
Application Conditions	
Operating Temperature	-35-50°C
Storage Environment	-35-65°C



Packaging Information

Item		Packaging Unit	
Item Code	Item Description	Dimensions(mm) (LxWxH)	Gross Weight (kg)
140063994	LED Canopy-P 120W-3000-MB-R	515*515*125	9.06
140063995	LED Canopy-P 120W-4000-MB-R	515*515*125	9.06
140063996	LED Canopy-P 120W-5700-MB-R	515*515*125	9.06
140063997	LED Canopy-P 120W-3000-WB-R	515*515*125	9.06
140063998	LED Canopy-P 120W-4000-WB-R	515*515*125	9.06
140063999	LED Canopy-P 120W-5700-WB-R	515*515*125	9.06
140064000	LED Canopy-P 120W-3000-AS-R	515*515*125	9.06
140064001	LED Canopy-P 120W-4000-AS-R	515*515*125	9.06
140064002	LED Canopy-P 120W-5700-AS-R	515*515*125	9.06
140064003	LED Canopy-P 120W-3000-MB-C	455*415*180	9.00
140064004	LED Canopy-P 120W-4000-MB-C	455*415*180	9.00
140064005	LED Canopy-P 120W-5700-MB-C	455*415*180	9.00
140064006	LED Canopy-P 120W-3000-WB-C	455*415*180	9.00
140064007	LED Canopy-P 120W-4000-WB-C	455*415*180	9.00
140064008	LED Canopy-P 120W-5700-WB-C	455*415*180	9.00
140064009	LED Canopy-P 120W-3000-AS-C	455*415*180	9.00
140064010	LED Canopy-P 120W-4000-AS-C	455*415*180	9.00
140064011	LED Canopy-P 120W-5700-AS-C	455*415*180	9.00
140064012	LED S Light-P 120W-3000-AS-P	585*415*150	7.80
140064013	LED S Light-P 120W-4000-AS-P	585*415*150	7.80
140064014	LED S Light-P 120W-5700-AS-P	585*415*150	7.80

Dimensional Drawing



Recessed mounting

Pole mounting

Surface mounting